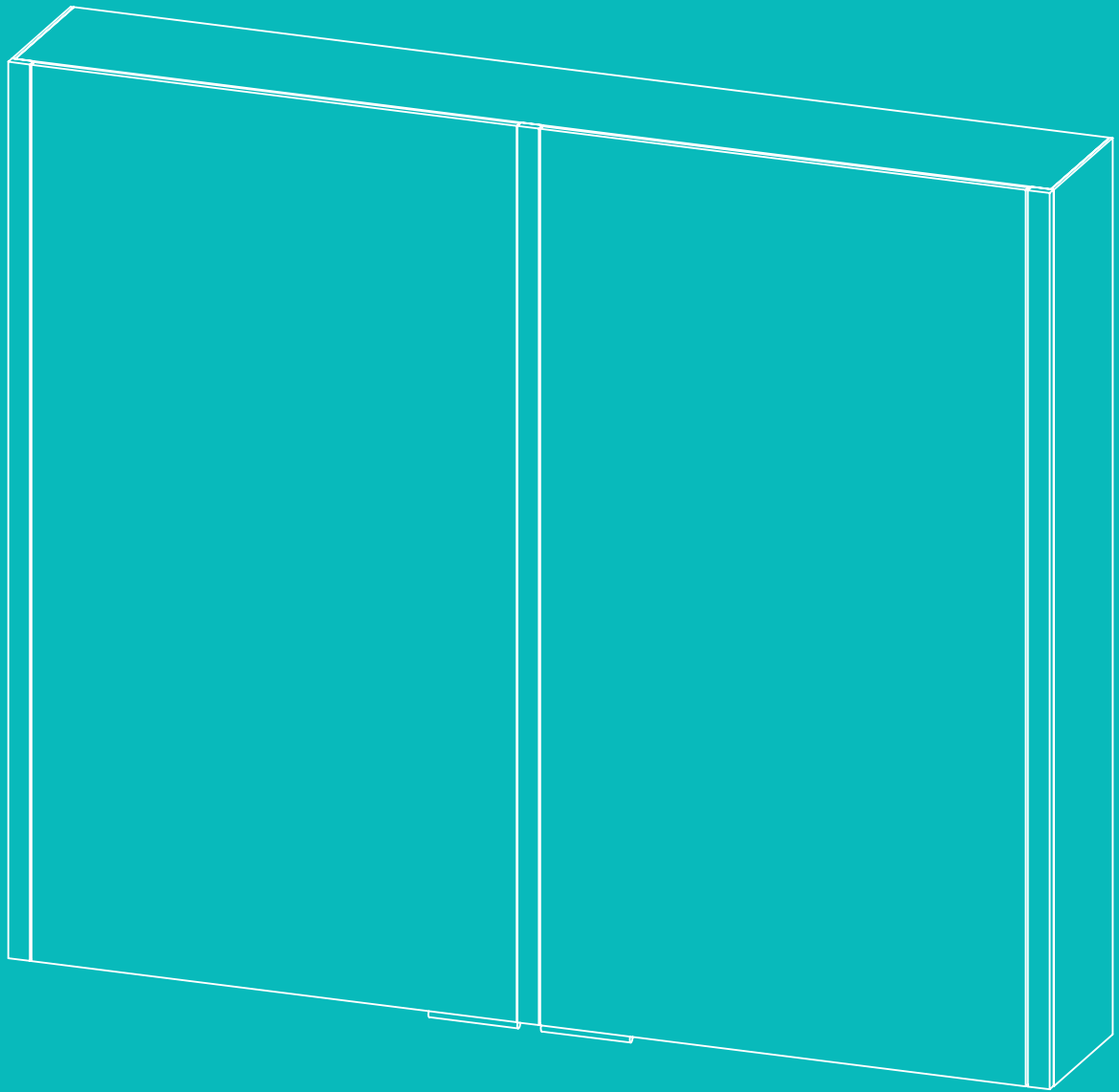


**HiB**

MAKING  
**BATHROOMS**  
BEAUTIFUL

**Technical Drawing &  
FAQ Data Sheets**

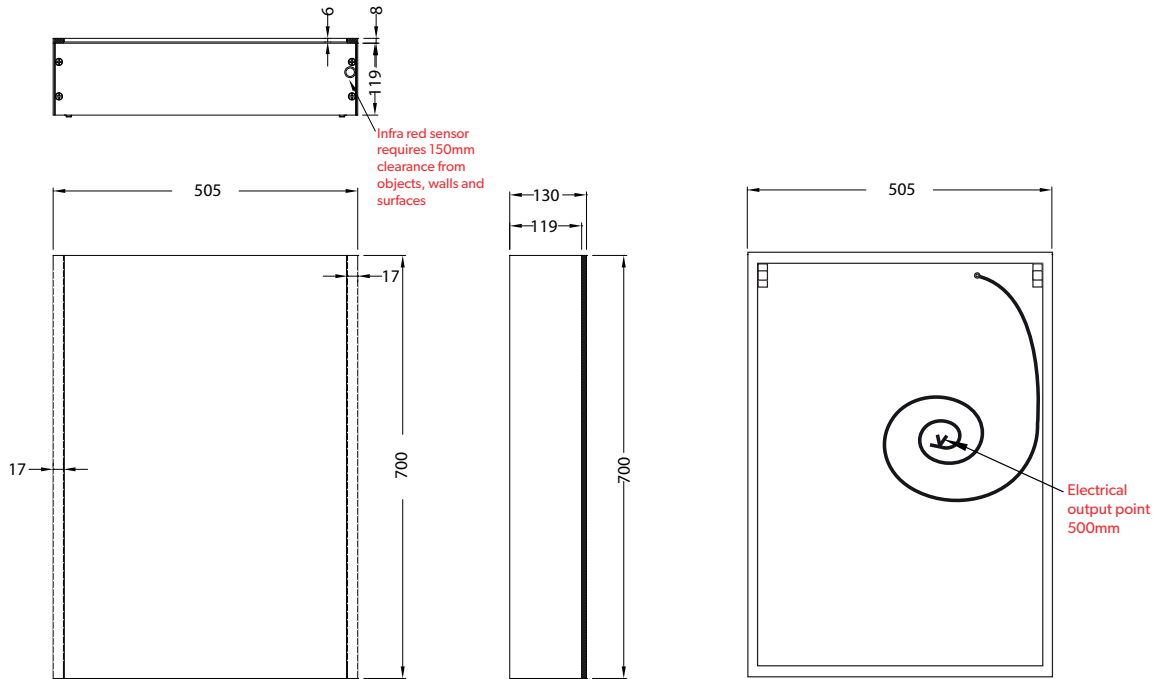


Xenon 50  
Xenon 60  
Xenon 80  
Xenon 100  
Xenon 120

HiB recommend you receive the product before commencing with installation as all sizes and measurements are approximate.  
 HiB try and ensure all measurements are as accurate as possible.  
 In the interest of continuous product development, HiB reserves the right to alter specification as necessary. E & OE.

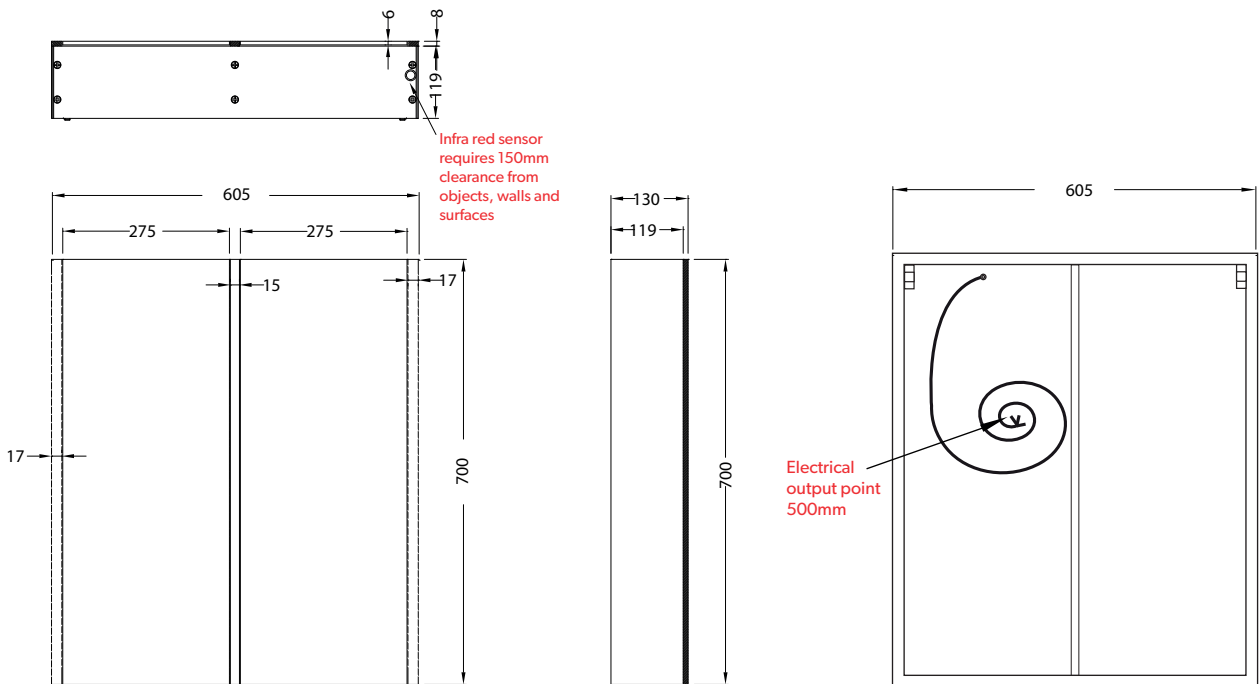
## Xenon 50

Art no. 46000



## Xenon 60

Art no. 46100



### Electrical Safety Information

HiB recommends that all electrical bathroom products should only be fitted by a suitably qualified, Part P registered electrician in accordance with current IEE regulations.

- Ensure mains power supply is switched off before starting installation.
- Before drilling, ensure there are no hidden cables or pipes in the wall.

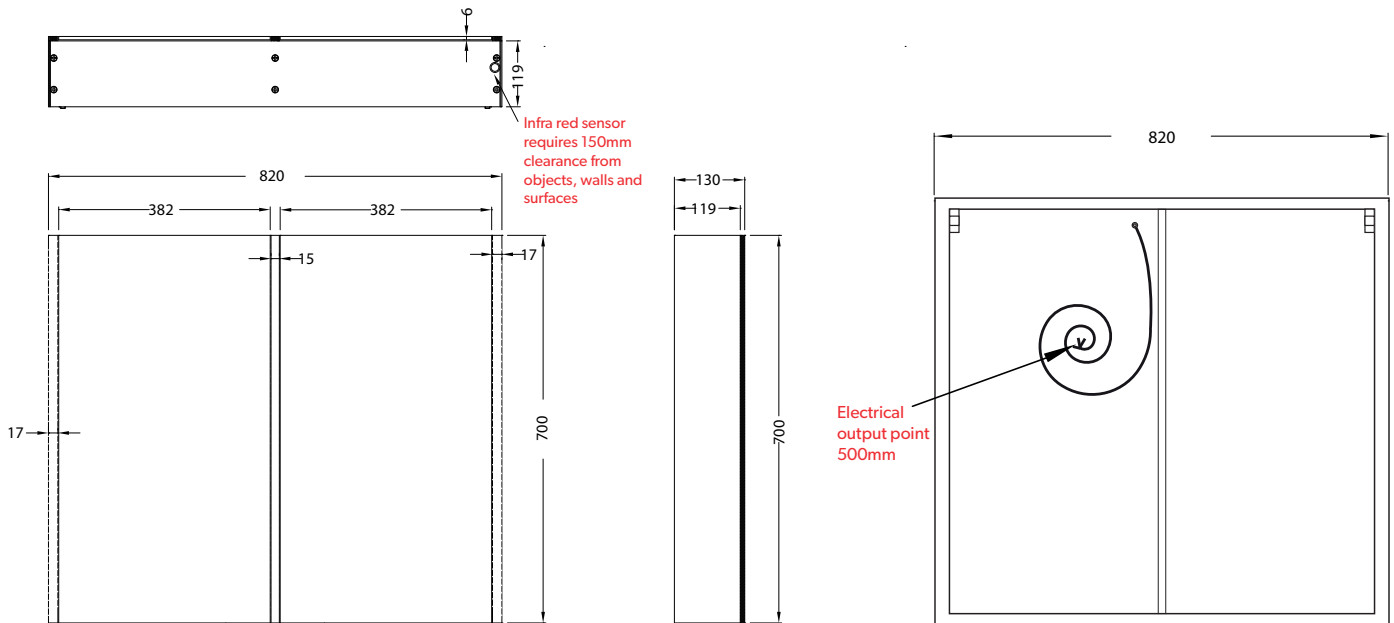
HiB recommend you receive the product before commencing with installation as all sizes and measurements are approximate.

HiB try and ensure all measurements are as accurate as possible.

In the interest of continuous product development, HiB reserves the right to alter specification as necessary. E & OE.

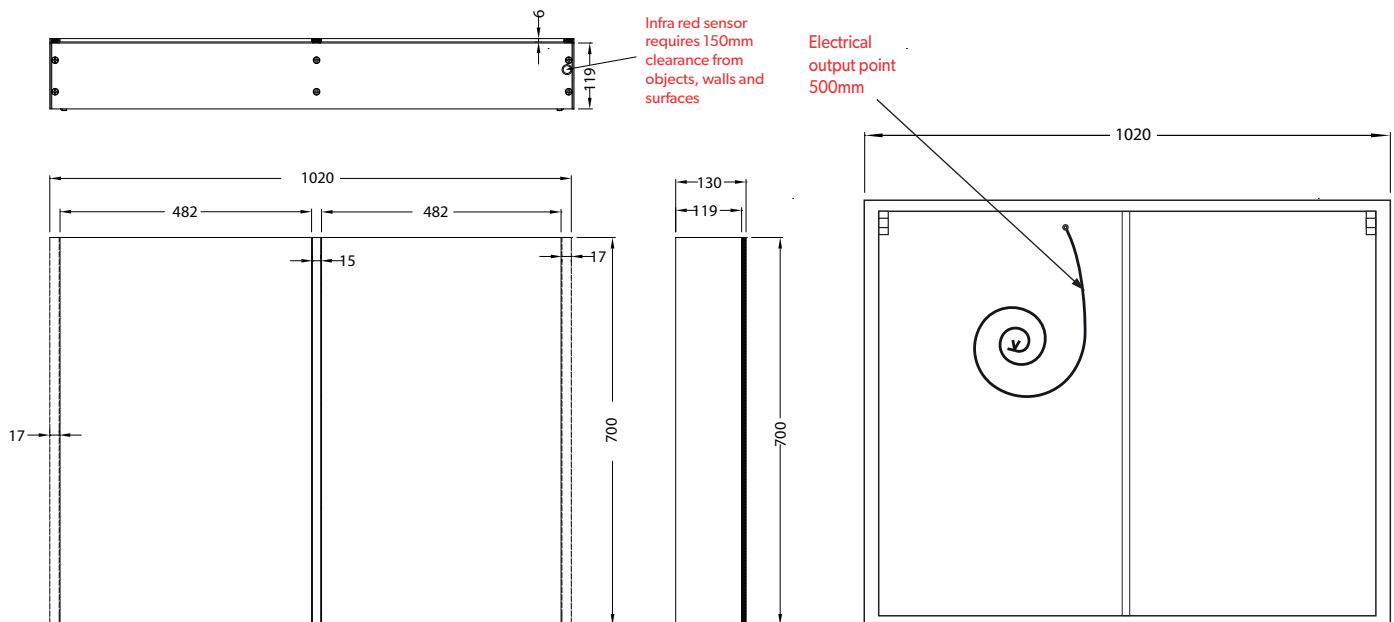
## Xenon 80

Art no. 46200



## Xenon 100

Art no. 46250



### Electrical Safety Information

HiB recommends that all electrical bathroom products should only be fitted by a suitably qualified, Part P registered electrician in accordance with current IEE regulations.

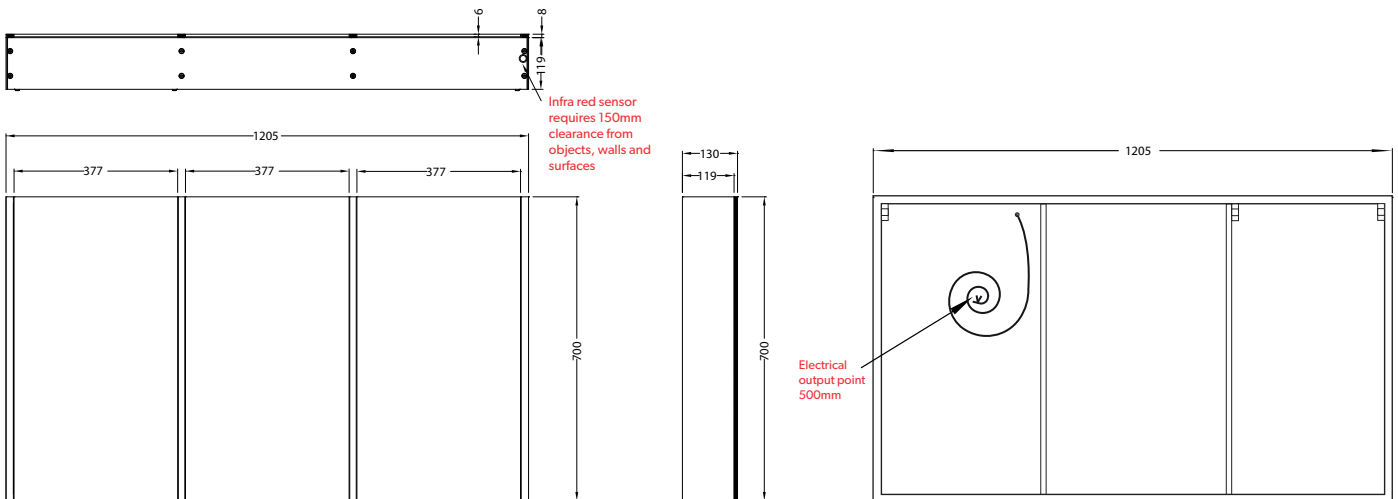
Ensure mains power supply is switched off before starting installation.

Before drilling, ensure there are no hidden cables or pipes in the wall.

HiB recommend you receive the product before commencing with installation as all sizes and measurements are approximate.  
HiB try and ensure all measurements are as accurate as possible.  
In the interest of continuous product development, HiB reserves the right to alter specification as necessary. E & OE.

## Xenon 120

Art no. 46300



### Electrical Safety Information

HiB recommends that all electrical bathroom products should only be fitted by a suitably qualified, Part P registered electrician in accordance with current IEE regulations.


Ensure mains power supply is switched off before starting installation.

Before drilling, ensure there are no hidden cables or pipes in the wall.

# Xenon

## 50, 60, 80, 100 & 120

Version No.2.1 24.01.24

	Product	Xenon 50, Xenon 60, Xenon 80, Xenon 100 & Xenon 120
	Art. No.	Xenon 50: 46000, Xenon 60: 46100, Xenon 80: 46200, Xenon 100:46250, & Xenon 120: 46300
	Product Description	Single, double and triple door cabinet with vertical LED illumination and mirrored sides.

Question	Answer
Nett weight (kg)	Xenon 50: 12.5kg / Xenon 60: 16.2kg / Xenon 80: 21.6kg / Xenon 100: 26.5kg / Xenon 120: 32kg
Light Source	LED
Light Source Average Lifespan	Average: 30,000 hr
Total Rated Wattage (W)	Xenon 50: 10.08w / Xenon 60: 15.12w / Xenon 80: 15.12w / Xenon 100: 15.12w / Xenon 120: 20.16w
Lumens (Lm)	Xenon 50: 856lm / Xenon 60: 1285lm / Xenon 80: 1285lm / Xenon 100: 1285lm / Xenon 120: 1713lm
Kelvins (k)	Xenon 50: 2800-6400k / Xenon 60: 2800-6400k / Xenon 80: 2800-6400k / Xenon 100: 2800-6400k / Xenon 120: 2800-6400k
Is the mirror dimmable?	No
Energy Rating	E
Does the cabinet require an earth connection?	Yes
Can I bypass the sensor so the cabinet comes on with the main room light?	No
Is it cool white or warm white illumination?	Colour temperature changing - Cool to warm white
What IP rating is the cabinet?	All Xenon cabinets are IP44 rated
How long is the warranty?	5 years from date of purchase on silvering coating on mirror 2 years from date of purchase on electrical components in the mirror

### Electrical Safety Information

HiB recommends that all electrical bathroom products should only be fitted by a suitably qualified, Part P registered electrician in accordance with current IEE regulations.

Ensure mains power supply is switched off before starting installation.

Before drilling, ensure there are no hidden cables or pipes in the wall.

**HiB recommend you receive the product before commencing with installation as all sizes and measurements are approximate.**

**HiB try and ensure all measurements are as accurate as possible.**

**In the interest of continuous product development, HiB reserves the right to alter specification as necessary. E & OE.**

T: +44 (0)20 8441 0352 F: +44 (0)208441 0219 E: sales@hib.co.uk W: hib.co.uk

HiB Ltd. Building 3, North London Business Park, Oakleigh Road South, New Southgate, London. N11 1GN